SPRING 2017 TESTING

# Understanding Your ACT Aspire® Results

ACT® Aspire®

© 2017 by ACT, Inc. All rights reserved. ACT National Career Readiness Certificate™ is a trademark, and ACT®, ACT Aspire®, and ACT NCRC® are registered trademarks of ACT, Inc.

ACT endorses the *Code of Fair Testing Practices in Education* and the *Code of Professional Responsibilities in Educational Measurement*, guides to the conduct of those involved in educational testing. ACT is committed to ensuring that each of its testing programs upholds the guidelines in each *Code*.

5199

# Understanding Your ACT Aspire® Results in Three Quick Steps

Your ACT Aspire student score reports contain a lot of information about your skills that can help answer three important questions about you and your future.

1. **Where do I stand right now?**
   ACT Aspire shows your strengths and weaknesses in up to five subject areas: English, mathematics, reading, science, and writing. You can also see how you are doing in combined subject areas such as English Language Arts (ELA) and science and mathematics (STEM). Your report also shows how you performed in specific skill areas within each subject. Finally, you can see how your scores compare to those of other students who have taken ACT Aspire.
2. **How can I make goals for the future?**
   The scores you achieved on the ACT Aspire test(s) can help you decide what to do next. Looking at particular areas of strength and weakness can help you determine where you need help and where you may need to be challenged. This information can help you plan coursework and set goals.
3. **Am I on target for college and a career?**
   For most students, reaching their goals includes getting a college education. Preparing for college or workplace training means having access to quality instruction and putting forth your best effort. Your ACT Aspire score report references ACT Readiness Benchmarks, ACT Readiness Ranges, and, if you are in eighth grade or above, a Progress Toward Career Readiness indicator.

This guide will help you understand the information on your ACT Aspire student score report and how it can help you. Later, visit https://actaspire.tms.pearson.com for more information and to watch a video for students and parents.

# What Your Scores Mean

For each subject you took, you will see a three-digit score. Just like your teachers turn your quiz and test scores into grades, ACT Aspire takes the number of points you got right on each test and translates it into a score on the ACT Aspire scale.

Your score for each subject will fall into one of four levels: *Exceeding, Ready*, *Close*, or *In Need of Support*. The level your score falls into indicates how you did in meeting certain standards. Students with scores in Exceeding or Ready levels are also classified as meeting the ACT Readiness Benchmarks. Table 1 shows the ACT Readiness Benchmarks for all grades and subjects. Students who score at or above these benchmarks are on target for college readiness when they take the ACT® test in the eleventh grade.

### Table 1. ACT Readiness Benchmarks

| Tested Grade | English | Reading | Mathematics | Science | Writing |
|---|---|---|---|---|---|
| 3 | 413 | 415 | 413 | 418 | 428 |
| 4 | 417 | 417 | 416 | 420 | 428 |
| 5 | 419 | 420 | 418 | 422 | 428 |
| 6 | 420 | 421 | 420 | 423 | 428 |
| 7 | 421 | 423 | 422 | 425 | 428 |
| 8 | 422 | 424 | 425 | 427 | 428 |
| 9 | 426 | 425 | 428 | 430 | 428 |
| 10 | 428 | 428 | 432 | 432 | 428 |

More specific information about how you performed in each subject is also available in the form of **skill scores**. Several skills (also called reporting categories) are measured for each tested subject. The score report includes the percent and number of points earned out of a total number of points possible in each skill. Student performance in each skill is also compared to an ACT Readiness Range, which indicates whether you appear to be on target or may need help.

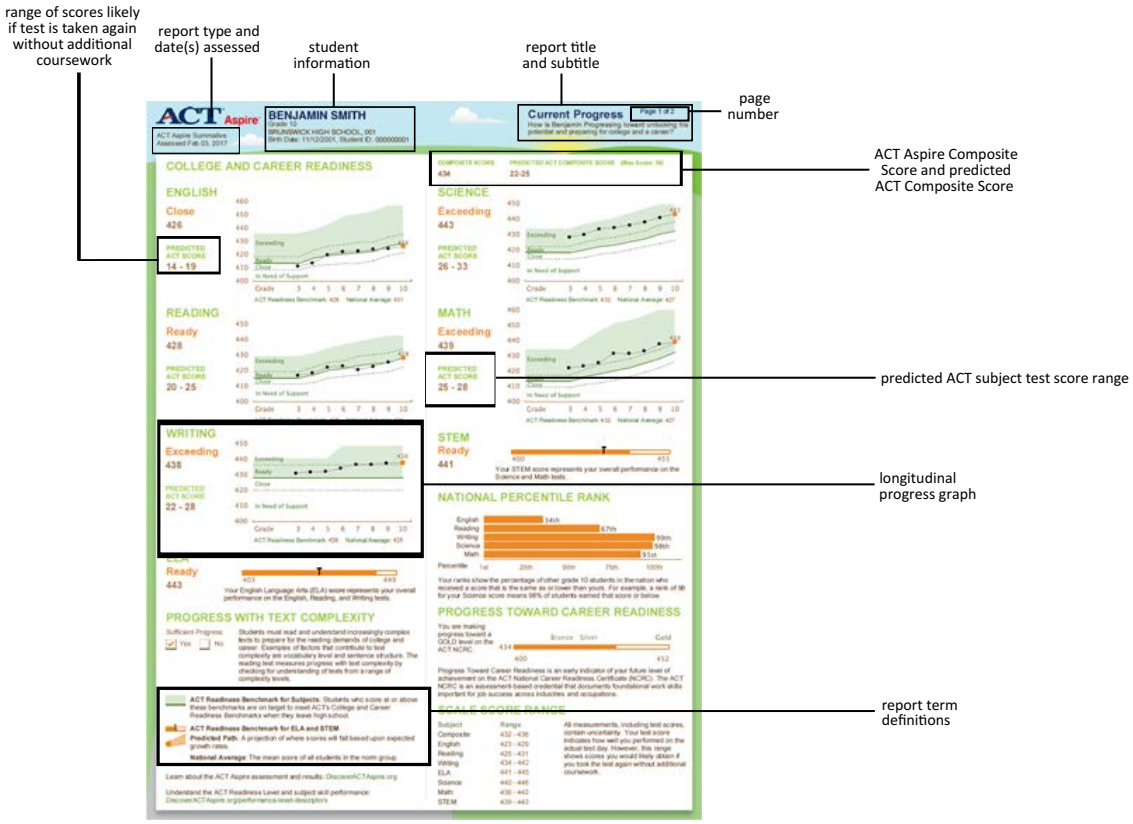


Figure 1. ACT Aspire Current Progress Report

Figure 1 presents the Current Progress Report, which shows information about individual subject scores and the Readiness Ranges and skill scores for each subject in the skill performance area.

If you are in eighth grade or above you will receive an ACT Aspire Composite Score if you took all of the English, mathematics, reading, and science tests:

- The **ACT Aspire Composite score** is simply an average of the English, mathematics, reading, and science test scores (rounded to the nearest whole number) if you took all of those tests at the same grade level. In the same way your overall high school grade point average shows how well you are doing across all of your different classes, your ACT Aspire Composite score shows how well you did across the four subjects.

If you are in ninth or tenth grade, your score results also include:

- Predicted subject score ranges on the ACT English, mathematics, reading, science, and writing tests. If you took the first four corresponding ACT Aspire subject tests, you will also receive a predicted ACT Composite score range.

If you are a ninth- or tenth-grade student, ACT Aspire subject tests offer a bridge to the ACT test. ACT Aspire and the ACT cover the same subjects, including the writing test, which is also optional for the ACT. The predicted ACT score ranges that are included in your student score report can guide college preparation or workplace training efforts. You can use the predicted ACT scores to see if you are on target to achieve the ACT scores you want by the time you take the ACT.

Improving your study habits and taking more challenging courses can lead to higher ACT scores. Keep in mind that the predicted ACT score ranges are only estimates, not guarantees. You need to keep learning.

- The **Progress toward Career Readiness indicator** uses your ACT Aspire Composite score to project a future ACT National Career Readiness Certificate™ (ACT NCRC®) achievement level.

Figure 2 shows a Supplemental Scores Report that references ELA and STEM scores, the Progress with Text Complexity indicator, and the Progress toward Career Readiness indicator.

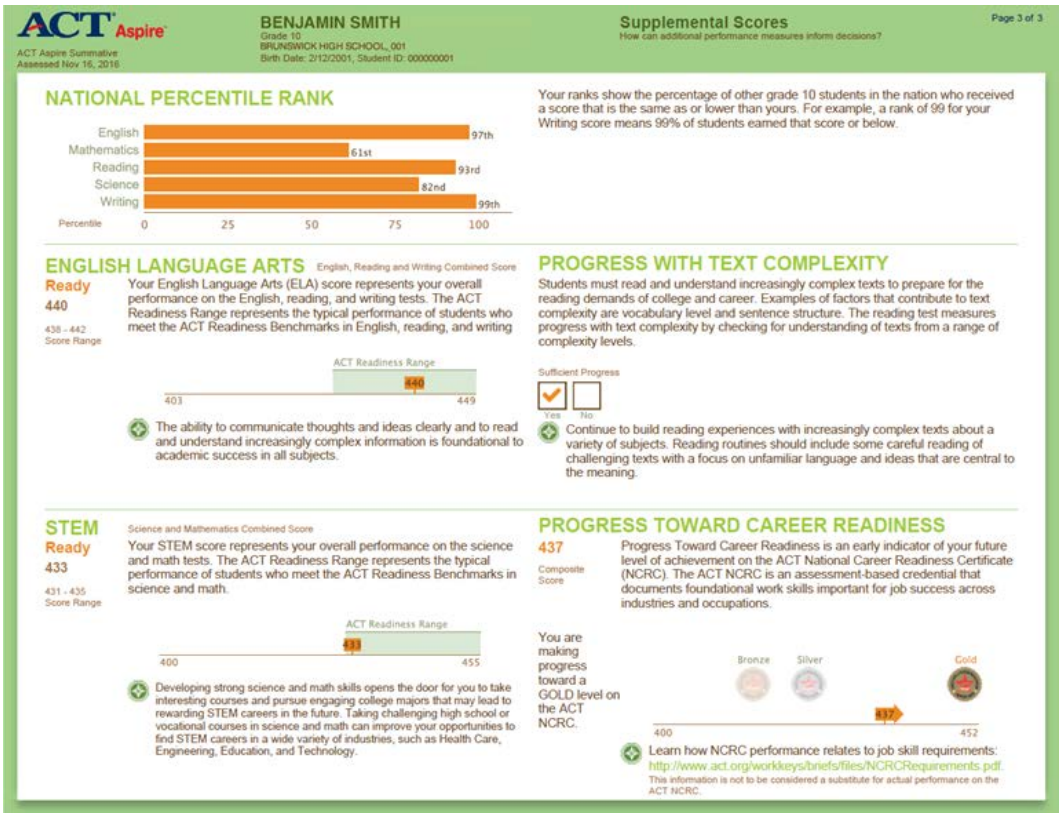


Figure 2. ACT Aspire Supplemental Scores Report

## Supplemental Scores

There are several supplemental scores, in addition to subject and skill scores, that you receive based on subjects you took and the grade level at which you tested. The following supplemental scores are available for all grade levels:

- **ELA combined score**, which averages your English, reading, and writing test scores
- **STEM combined score**, which averages your science and mathematics test scores
- **Progress with Text Complexity indicator**, which identifies whether you are making sufficient progress toward reading the complex texts you will encounter as you further your education and work toward college and career

## How Your Scores Compare

Next to your scores and represented on the graphic for each subject, you'll find the national average score for students who took ACT Aspire. These show how you did on different subjects compared with students across the country.

Your score for each subject is also associated with a National Percentile Rank that shows how your score compares to students across the nation. In Figure 3, the score report shows "69th" as the percentile rank for the sample student's English score. This means that the sample student scored as high as or higher than 69% of students in the national comparison group. The bar graph helps you see which of your scores are strongest and weakest relative to other students.

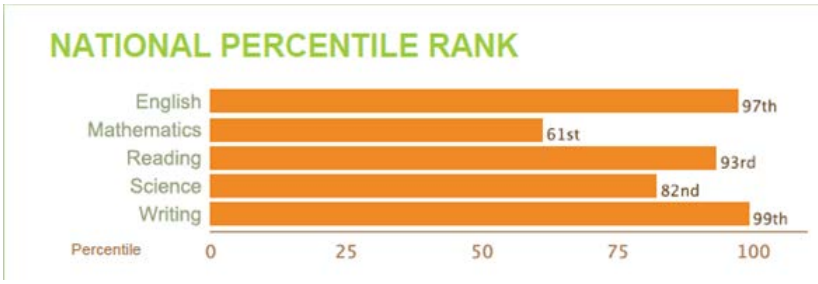


Figure 3. National Percentile Rank

# Your Plans for High School and Beyond

## Compare Your Scores to ACT Readiness Benchmarks

Your ACT Aspire results can be compared to ACT Readiness Benchmarks for grades 3–10 to give you an early indication of whether you are on track to be ready for college-level coursework or for participation in workplace training.

In the main graphic area of your score report for each subject, the plotting of your score shows whether you scored above, at, or below benchmark scores (see Figure 4). In the example, the sample tenth grade student scored 436 on the English test, which is above the ACT Readiness Benchmark of 428, and earned an Exceeding readiness level. Students that score at or above the ACT Readiness Benchmark on the ACT Aspire English, mathematics, reading, science, and writing tests are likely to be on target to do well in these subjects, assuming students will experience typical growth moving forward.

The ACT Readiness Benchmarks shown on your score report depend on the grade level your test was designed for, which may not be the same as your current grade level. The ACT Readiness Benchmarks help you determine if you are on target for college readiness as determined by your future test score on the ACT. Your percentile ranks help you compare your scores to those of students across the country.

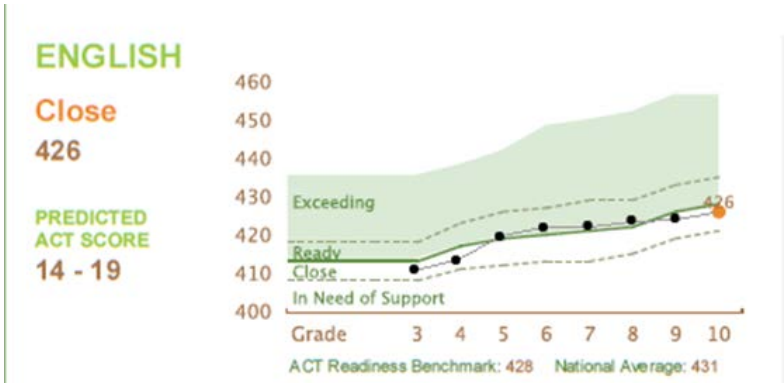


Figure 4. ACT Aspire subject score report

## Your Readiness Action Plan

Look at how your scores for each subject compare to the ACT Readiness Benchmark scores on your score report. Then compare your skill scores in each subject to the ACT Readiness Ranges listed.

**Are your subject scores at or above the ACT Readiness Benchmarks or your skill scores within the ACT Readiness Ranges?** If so, you are doing well, but keep working hard. There is still a lot to learn. Pay attention to the improvement ideas given for your lowest-performing skill in each subject (see Figure 5).

**Are your subject scores below the ACT Readiness Benchmarks or your skills scores below the ACT Readiness Ranges?** You should pay attention to the improvement ideas, too. Review the suggestions for improving your skills listed on each page of your report, especially for your lowest-scoring skills.

You will definitely want to discuss any improvement ideas with your counselors, teachers, and parents so that you can work together to get the most from your courses and reach the goals of being ready for college and workplace training. It's important to start taking action now.

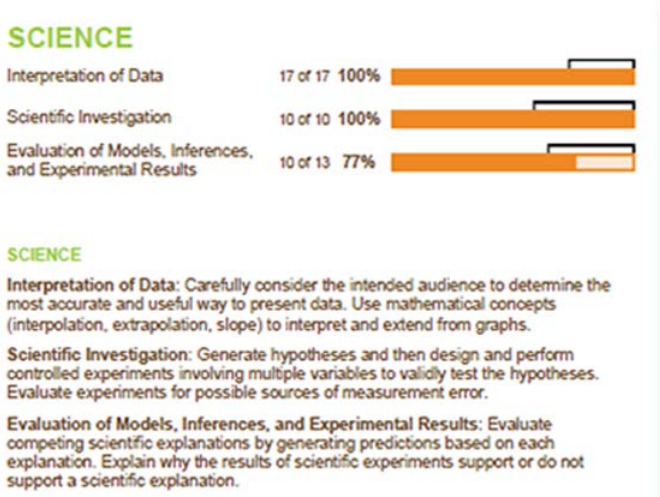


Figure 5. ACT Aspire reporting category score report and improvement ideas

# An Additional Student Report

In addition to the multi-page, full-color student report described above, a single-page, black and white report will also be generated for each student. This report is designed to provide a basic overview of score data in an easily-printable format. It includes the subject and composite test scores (for grades 8–10), ACT Readiness Level, Score Range, National Percentile Rank, and Predicted ACT Score (for 9th and 10th graders). It also includes Supplemental Scores, including ELA and STEM scores, Progress with Text Complexity, and Progress Toward Career Readiness indicators (for grades 8–10). Figure 6 below shows an example of this report.

ACT Aspire

ACT Aspire Summative, Assessed May 05, 2016 - May 11, 2016

**BENJAMIN SMITH**
Grade 8
BRUNSWICK JUNIOR HIGH SCHOOL, District ID: 001
Birth Date: 3/17/2002, Student ID: 000000001

**Subject Proficiency**
How is BENJAMIN progressing toward unlocking his potential and preparing for college and a career?

**MAIN SCORES**

| Subject | ACT Readiness Level | Score<br>Score Range | National Percentile Rank |
|---|---|---|---|
| English | Exceeding | 441<br>437 - 445 | 94th |
| Reading | Ready | 427<br>424 - 430 | 71st |
| Writing | Close | 422<br>417 - 427 | 38th |
| Science | Exceeding | 440<br>437 - 443 | 99th |
| Math | Close | 420<br>417 - 423 | 43rd |
| Composite | | 432<br>430 - 434 | |

**SUPPLEMENTAL SCORES**

| | ACT Readiness Range | Score<br>Score Range |
|---|---|---|
| English Language Arts | Ready | 430<br>428 - 432 |
| STEM | Ready | 430<br>428 - 432 |

Progress with Text Complexity: You are making sufficient progress.

Progress Toward Career Readiness: You are making progress toward a **Gold** level on the ACT NCRC.

**ACT Readiness Level:** Based on the test score and performance level cut scores, your performance can be classified into one of these levels: Exceeding, Ready, Close, In Need of Support.

**Score Range:** All measurements, including test scores, contain uncertainty. Your test score indicates how well you performed on the actual test day. However, the Score Range shows the scores you would likely obtain if you took the test again without additional coursework.

**National Percentile Rank:** The percentage of other grade 6 students in the nation who received a score that is the same as or lower than yours.

**ACT Readiness Range:** Where a student who has met the ACT Readiness Benchmark on this assessment would typically perform.

Understand subject skill expectations for each ACT Readiness Level by reviewing the Performance Level Descriptors: www.DiscoverACTAspire.org/performance-level-descriptors

These scores are estimates of student knowledge and achievement. The student's actual achievement could be slightly higher or lower than scores shown.

©2016 by ACT, Inc. All rights reserved. ACT, Inc.-Confidential Restricted. www.DiscoverActAspire.org 3237 Created 7/8/2016

Figure 6. One-page Student Report

# A Message to Parents of Students in Grades 8–10

Education has many benefits. High school and college graduates have more opportunities available to them, including more job options and higher earning potential than students who don't graduate.

Being prepared for postsecondary education means first taking the right courses in high school. All students need to take at least the minimum high school core curriculum—four years of English and at least three years each of mathematics, social studies, and science. Encourage your son or daughter to take challenging courses and to put in the work needed to do well in those courses.

Compare your son's or daughter's scores to those of other students and to the ACT Readiness Benchmark scores. This can give you an early indication of his or her likely readiness for the future, providing time to address areas where improvement is needed. But it's important to use that time well. Be sure to review all of your child's ACT Aspire student score report, particularly the suggestions for improving his or her skills.

Getting the best education possible is an important key to your child's future. ACT Aspire organizes the important information you need to consider in helping your child develop educational plans to meet his or her goals.

ACT® Aspire®